



## BEST 2.0+ Indicators: evaluating the impacts of your project

### - Guidelines -

#### 1) Objective

In order to evaluate the impacts of BEST 2.0+ funded projects, its Secretariat has set up these guidelines to assist applicants in the **definition, tracking and reporting of indicators**. The aim of indicators is to present in a **synthetic, measurable and monitored** way the progress and impacts achieved **at project level** and at **BEST programme level**.

#### 2) How to set good indicators?

The definition of indicators are a key component of the project **logical framework**.

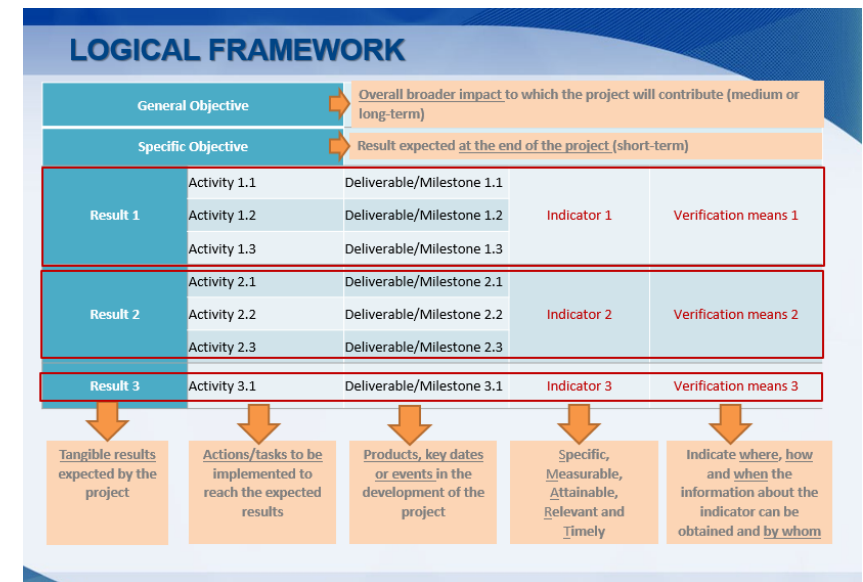
**For each targeted result**, you will have to **define at least one indicator** and its associated verification mean. The indicator should allow to measure if and to what extent the targeted result has been reached. Indicators definition should follow the SMART approach:

- **Specific**: precise and adapted to the targeted result.
- **Measurable**: quantifiable and unambiguous so as to be understandable by all.
- **Achievable**: in line with resources available (time, budget, etc.) and easy to track.
- **Realistic**: relevant and in line with the targeted result.
- **Timely**: defined in time.

We invite you to refer to the **BEST indicators – generic list below** and use it as a basis to define the specific indicators of your project.

Each indicator should be **objectively verifiable** through a **reliable mean of verification**. The mean of verification indicates **where** and **how** the information can be obtained. It should also detail **who** will be in charge of reporting and at what **frequency or when** an updated would be available.

In the **periodic and final reporting** of the project, update about the indicators will be requested to assess progress towards the targeted result as to measure the impact. The reporting will be organised by the BEST Secretariat during the lifetime of the project.





### 3) BEST indicators – generic list

The list below classifies generic BEST indicators into two main categories. This list is not exhaustive and should serve as a basis for the definition of your project indicators. It could be adapted to your specificities but should provide the same level of information.

Conservation of biodiversity, sustainable use of ecosystem services, climate change	Capacity building and visibility
<p><b>Biodiversity</b></p> <p><u>Species</u></p> <p># species with an updated assessment/inventory thanks to the project</p> <p># new species assessed</p> <p># endangered species benefiting from protection measures</p> <ul style="list-style-type: none"> <li># endangered endemic species benefiting from protection measures</li> </ul> <p><u>Habitats and ecosystems</u></p> <p>Total area (<i>in km<sup>2</sup></i>) assessed</p> <ul style="list-style-type: none"> <li>Total area (<i>in km<sup>2</sup></i>) newly assessed <ul style="list-style-type: none"> <li>Total marine and coastal areas (<i>in km<sup>2</sup></i>)</li> <li>Total terrestrial and freshwater areas (<i>in km<sup>2</sup></i>)</li> </ul> </li> <li>Total area (<i>in km<sup>2</sup></i>) with an updated assessment <ul style="list-style-type: none"> <li>Total marine and coastal areas (<i>in km<sup>2</sup></i>)</li> <li>Total terrestrial and freshwater areas (<i>in km<sup>2</sup></i>)</li> </ul> </li> </ul> <p>Total area (<i>in km<sup>2</sup></i>) under new or improved conservation status</p> <ul style="list-style-type: none"> <li>Total marine and coastal area (<i>in km<sup>2</sup></i>)</li> <li>Total terrestrial and freshwater area (<i>in km<sup>2</sup></i>)</li> </ul> <p>Total restored area (<i>in km<sup>2</sup></i>)</p> <ul style="list-style-type: none"> <li>Total marine and coastal area (<i>in km<sup>2</sup></i>)</li> <li>Total terrestrial and freshwater area (<i>in km<sup>2</sup></i>)</li> </ul> <p>Total area (<i>in km<sup>2</sup></i>) under sustainable management</p> <ul style="list-style-type: none"> <li>Total marine and coastal area (<i>in km<sup>2</sup></i>)</li> <li>Total terrestrial and freshwater area (<i>in km<sup>2</sup></i>)</li> </ul> <p><u>Threats</u></p> <p># invasive alien species impacted by new or enhanced prevention and control measures</p> <ul style="list-style-type: none"> <li># IAS animals impacted</li> </ul>	<p><b>Local empowerment</b></p> <p># people involved in the project implementation</p> <ul style="list-style-type: none"> <li># jobs supported and new positions created <ul style="list-style-type: none"> <li># youth<sup>1</sup> employed</li> <li># women employed</li> <li># persons with disabilities employed</li> </ul> </li> <li># volunteers involved <ul style="list-style-type: none"> <li># youth/students involved</li> <li># women involved</li> <li># persons with disabilities employed</li> </ul> </li> </ul> <p><b>Sustainability</b></p> <p><u>Continuation</u></p> <p># activities lasting beyond the end of the grant with external additional funding</p> <p># activities lasting beyond the end of the grant without additional funding</p> <p><u>Collaborations</u></p> <p># collaborations initiated or strengthened within the territory</p> <ul style="list-style-type: none"> <li># collaborations initiated within the territory</li> <li># collaborations strengthened within the territory</li> </ul> <p># regional collaborations initiated or strengthened</p> <ul style="list-style-type: none"> <li># regional collaborations initiated</li> <li># regional collaborations strengthened</li> </ul> <p><u>Policy and legislative changes</u></p> <p># new policy and legislative acts proposed by the project</p> <p># new policy and legislative acts adopted/being adopted</p> <p><b>Outreach and awareness raising</b></p> <p># education and awareness-raising events organised</p> <p># people with improved scientific and technical knowledge thanks to trainings</p> <ul style="list-style-type: none"> <li># youth satisfied by the training</li> </ul>

<sup>1</sup> Defined by the UN as ≥15 and ≤ 24 years old.

<ul style="list-style-type: none"> <li>• # IAS plants impacted</li> </ul> <p>Total area (<i>in km<sup>2</sup></i>) covered by IAS-related activities</p> <p><b>Sustainable use of natural resources and ecosystem-based services</b></p> <p>Area (<i>in km<sup>2</sup></i>) of agriculture, forestry, and aquaculture/fishery under sustainable management</p>	<ul style="list-style-type: none"> <li>• # women satisfied</li> <li>• # persons with disabilities satisfied</li> </ul> <p># people reached/sensitised by awareness activities</p> <p># interventions in the media and social networks</p> <p># people reached by interventions in the media and social networks</p> <p># publications</p> <ul style="list-style-type: none"> <li>• # scientific publications and academic reports</li> <li>• # mainstream publications (brochures, posters, flyers, etc.)</li> </ul>
--	--










#### 4) BEST Indicators & International Objectives









Indicators defined at project level will contribute to two types of international objectives: **Sustainable Development Goals** and **Aichi biodiversity Targets**. When defining the project indicators in the logical framework of the proposal, you will be invited to link your indicators with these international objectives.



##### a. Sustainable Development Goals (SDGs)

Set by the United Nations General Assembly in 2015, the Sustainable Development Goals are a collection of 17 goals part of the 2030 agenda aiming at addressing the global challenges, including poverty, inequality, climate change, environmental degradation. [More information on the UN dedicated website.](#)

	<b>SDG 1:</b> End poverty in all its forms everywhere
	<b>SDG 2:</b> End hunger, achieve food security and improved nutrition and promote sustainable agriculture
	<b>SDG 3:</b> Ensure healthy lives and promote well-being for all at all ages
	<b>SDG 4:</b> Ensure inclusive and equitable quality education and promote lifelong learning opportunities for all
	<b>SDG 5:</b> Achieve gender equality and empower all women and girls
	<b>SDG 6:</b> Ensure availability and sustainable management of water and sanitation for all
	<b>SDG 7:</b> Ensure access to affordable, reliable, sustainable and modern energy for all
	<b>SDG 8:</b> Promote sustained, inclusive and sustainable economic growth, full and productive employment and decent work for all
	<b>SDG 9:</b> Build resilient infrastructure, promote inclusive and sustainable industrialization and foster innovation

	<b>SDG 10:</b> Reduce inequality within and among countries
	<b>SDG 11:</b> Make cities and human settlements inclusive, safe, resilient and sustainable
	<b>SDG 12:</b> Ensure sustainable consumption and production patterns
	<b>SDG 13:</b> Take urgent action to combat climate change and its impacts
	<b>SDG 14:</b> Conserve and sustainably use the oceans, seas and marine resources for sustainable development
	<b>SDG 15:</b> Protect, restore and promote sustainable use of terrestrial ecosystems, sustainably manage forests, combat desertification, and halt and reverse land degradation and halt biodiversity loss
	<b>SDG 16:</b> Promote peaceful and inclusive societies for sustainable development, provide access to justice for all and build effective, accountable and inclusive institutions at all levels
	<b>SDG 17:</b> Strengthen the means of implementation and revitalize the global partnership for sustainable development



## b. Aichi biodiversity targets

The Strategic Plan for Biodiversity 2011-2020 is a ten-year framework for action by all countries and stakeholders to save biodiversity and enhance its benefits for people. It is comprised of 20 ambitious yet achievable targets, collectively known as the Aichi Targets. [More information on the Convention on Biological Diversity website.](#)

Strategic Goal A: Address the underlying causes of biodiversity loss by mainstreaming biodiversity across government and society	
Target 1	Awareness increased
Target 2	Biodiversity values integrated
Target 3	Incentives reformed
Target 4	Sustainable consumption and production
Strategic Goal B: Reduce the direct pressures on biodiversity and promote sustainable use	
Target 5	Habitat loss halved or reduced
Target 6	Sustainable management of marine living resources
Target 7	Sustainable agriculture, aquaculture and forestry
Target 8	Pollution reduced
Target 9	Invasive alien species prevented and controlled
Target 10	Pressures on vulnerable ecosystems reduced
Strategic Goal C: To improve the status of biodiversity by safeguarding ecosystems, species and genetic diversity	
Target 11	Protected areas increased and improved
Target 12	Extinction prevented
Target 13	Genetic diversity maintained
Strategic Goal D: Enhance the benefits to all from biodiversity and ecosystem services	
Target 14	Ecosystems and essential services safeguarded
Target 15	Ecosystems restored and resilience enhanced
Target 16	Nagoya Protocol in force and operational
Strategic Goal E: Enhance implementation through participatory planning, knowledge management and capacity building	
Target 17	National biodiversity strategies and action plans (NBSAPs) adopted as policy instrument
Target 18	Traditional knowledge respected
Target 19	Knowledge improved, shared and applied
Target 20	Financial resources from all sources increased

